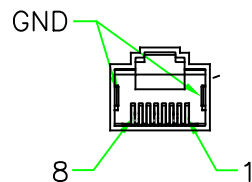
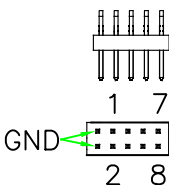


RECOMMENDED
PANEL CUT OUT

RoHS

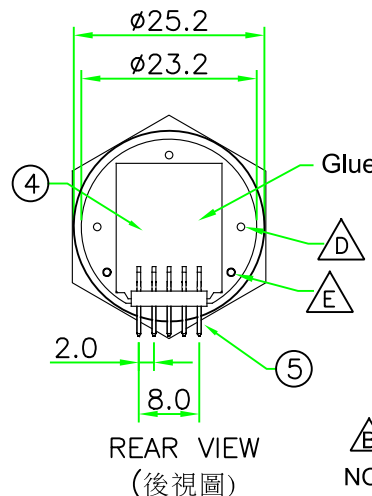
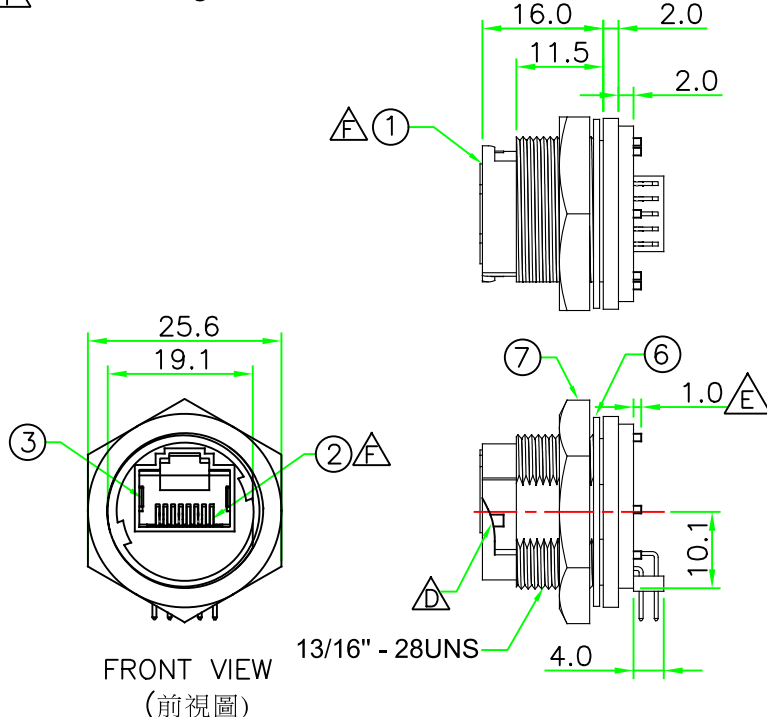


Pin Assignment
Front View(前視圖)



Pin Assignment
Rear View(後視圖)

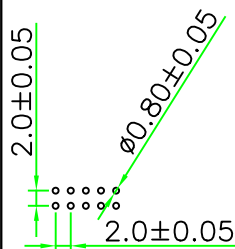
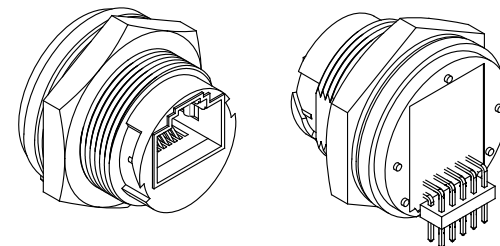
Note: Hex nut & gasket are not assembled separately packaged
(Hex nut & gasket不組裝另外包裝)



B

NOTES:

1. Current Rating: 1A
2. Voltage Rating: 150 VAC Max.
3. Connector Temperature Range: -25°C to 85°C
4. Contact Resistance: ≤30mΩ
5. Insulation Resistance: ≥100MΩ
6. Dielectric Withstanding Voltage:
1KVrms at 60Hz, 1 minute between adjacent contacts.
1.5KVrms at 60Hz, 1 minute between shield and contacts.
7. Panel Thickness Max. 4.0



PCB Layout

OLD P/N:RJ45C-PJLRC
(原型號)

7	HEX NUT	NYLON+GF.	BLACK	1	
6	GASKET	EPDM.	BLACK	1	
5	CONNECTOR	R/A Pin Header, Pitch 2.0mm, 5P*2ROW.	NATURE	1	
4	PCB	FR4. Double Side, 1.0mm Thickness.		1	
3	GROUND	Ground Contact. SUS304.		2	
2	CONTACT	RJ45 PIN Contact. Phos. Bronze 50u" Gold Plating.		8	
1	CONNECTOR	RJ45 JACK Connector Insert. NYLON+GF.	BLACK	1	
No.	PART NAME	DESCRIPTION	COLOR	Q'TY	REMARKS

HOLIN® HTP ASIA TECHNOLOGY CO., LTD. 禾凌科技股份有限公司		UNIT: mm		TITLE	
SCALE		1:1		RJ45 JACK C Size Panel Connector Lock Type Round Flange 10P Right Angle Pin Header	
UNLESS OTHERWISE SPECIFIED TOLERANCES: .XX ± 0.5 .X ± 0.5 .XX ± 0.25 .XXX ± 0.1 ANGLE ± 1°		P/N:		RJ45C-L3C02	
REV.		SHEET		DWG.NO:	
F		1/1		RJ45C-L3C02	
				DR. JAMES	
				CH. ERIC	
				AP.	