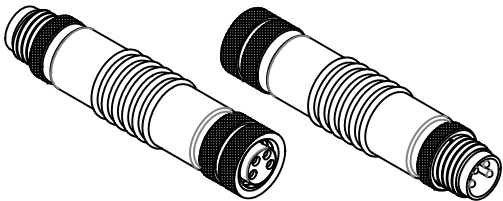
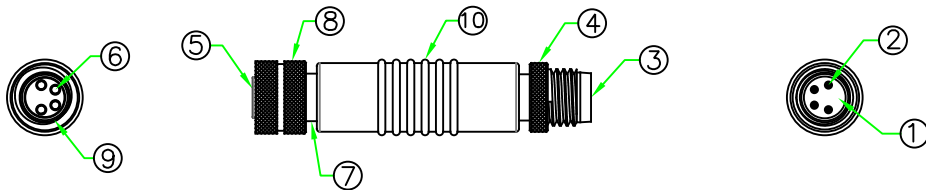
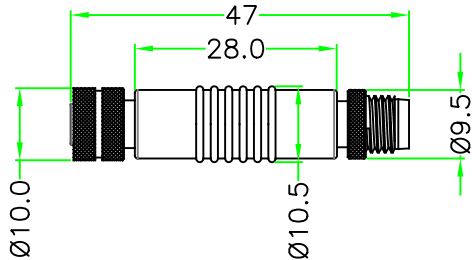
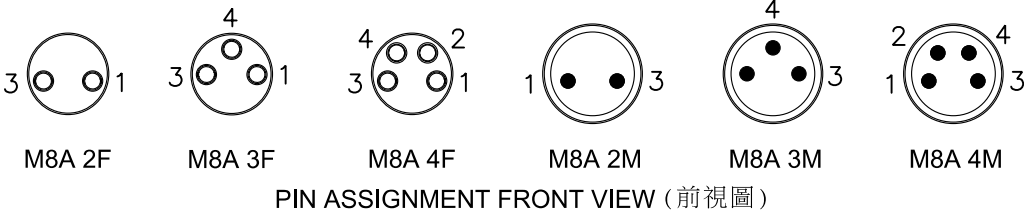


RoHS


REV.	DESCRIPTION	DATE
A	ISSUE	Oct/08/2024



- NOTES:
- ELECTRICAL CHARACTERISTICS:  
CURRENT RATING : 3A  
VOLTAGE RATING : 50V a.c./60V d.c.  
TEMPERATURE RANGE: -25°C TO +85°C  
DIELECTRIC WITHSTANDING VOLTAGE:  
500V AC FOR ONE MINUTE
  - HOW TO ORDER: A08I-SFMxx  
2 - 2 PINS  
3 - 3 PINS  
4 - 4 PINS  
CONNECTOR GENDER



WIRING DIAGRAM



10	OVERMOLD	PU.	BLACK	1	D25 & D26
9	O-RING	VITON.	BLACK	1	
8	RING NUT	BRASS. Nickel Plated.		1	
7	METAL SHELL	BRASS. Nickel Plated.		1	
6	CONTACT	BRASS. 6u" Gold Plated . Female Pin.		N	
5	CONNECTOR	M8 A-Coding Female Connector Insert. Nylon+GF.	BLACK	1	
4	RING NUT	BRASS. Nickel Plated.		1	
3	METAL SHELL	BRASS. Nickel Plated.		1	
2	CONTACT	BRASS. 6u" Gold Plated . Male Pin.		N	
1	CONNECTOR	M8 A-Coding Male Connector Insert. Nylon+GF.	BLACK	1	
No.	PART NAME	DESCRIPTION	COLOR	Q'TY	REMARKS

HOLIN® HTP ASIA TECHNOLOGY CO., LTD. 禾凌科技股份有限公司					
		UNIT: mm	TITLE : M8 A-Coding Female to Male Shielded I-Adapter		
SCALE		1:1	P/N: A08I-SFMxx		
UNLESS OTHERWISE SPECIFIED TOLERANCES:			DR. James		
XX. ±1.0			CH. Eric		
.X ±1.0 .XX ±0.5			AP.		
.XXX ±0.25 ANGLE ± 1°					
REV.		SHEET	DWG.NO: A08I-SFMxx		
A		1/1			