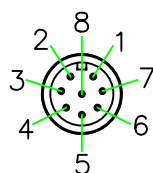
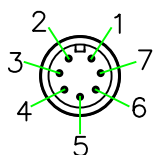
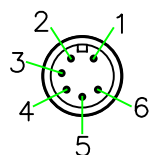
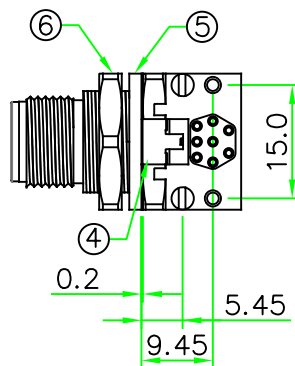


08 - 8 PINS

※Accessories packed individual(配件獨立包裝)




A12N-S106HPRR    A12N-S107HPRR    A12N-S108HPRR

PIN ASSIGNMENT FRONT VIEW(前視圖)

7	HOLDER	Nylon+GF.	BLACK	1	
6	HEX NUT	Brass, Nickel Plated.		1	
5	GASKET	EPDM.	BLACK	1	
4	GROUND LUG	Brass, Nickel Plated.		1	
3	METAL BODY	Brass, Nickel Plated.		1	
2	CONTACT	Brass, 6 u" Gold Plated. Male Contact.		N	
1	CONNECTOR	M12 A-Coding Male Connector Insert. Nylon+GF.	BLACK	1	
No.	PART NAME	DESCRIPTION	COLOR	Q'TY	REMARKS

REV.	DESCRIPTION	DATE
A	ISSUE	Jun/07/2024

<b>HOLIN®</b> HTP ASIA TECHNOLOGY CO., LTD 禾凌科技股份有限公司			
	UNIT: mm	TITLE M12 A-Coding Male Panel Connector Rear Mount Hex Flange R/A PCB Pin With Shield Lug	
SCALE	1:1		
UNLESS OTHERWISE SPECIFIED TOLERANCES: XX, ± 0.5 .X ± 0.5 .XX ± 0.25 .XXX ± 0.1 ANGLE ± 1°		P/N:  A12N-S1xxHPRR	DR.  SIBYL
			CH.  JAMES
REV.	SHEET	DWG.NO:	AP.
A	1/1	A12N-S1xxHPRR	