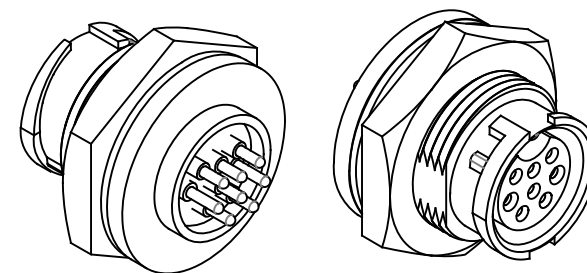
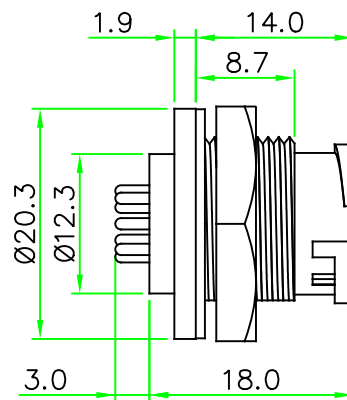
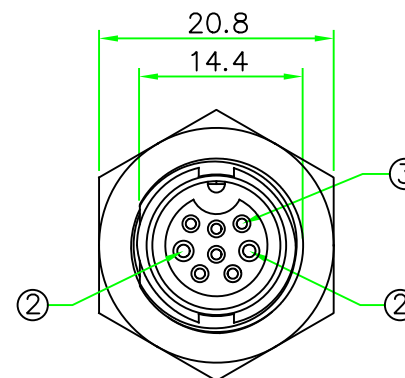
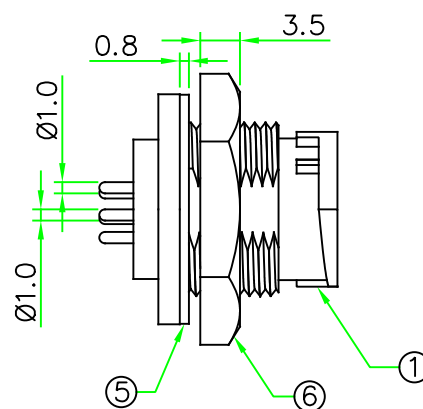


PCB LAYOUT



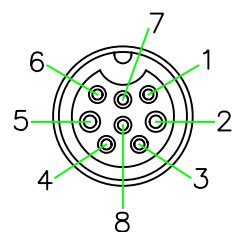
REV.	DESCRIPTION	DATE
A	ISSUE	Nov/24/2024

RoHS

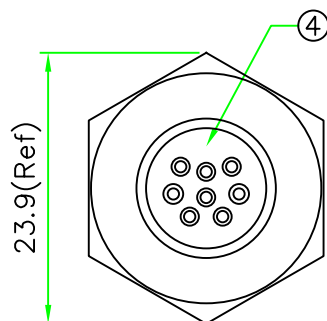


1. ELECTRICAL CHARACTERISTICS:
CURRENT RATING: 2A / 5A
CONNECTOR TEMPERATURE RANGE:
-25°C TO +85°C
DIELECTRIC WITHSTANDING VOLTAGE:
500V AC FOR ONE MINUTE

2. PANEL THICKNESS : 4.0mm Max.





PIN ASSIGNMENT
FRONT VIEW
(前視圖)



Notes : Gasket & Hex Nut does not assemble.Pack separately.
(墊片及六角螺帽不組裝.分開包裝)

6	HEX NUT	Nylon + GF.	BLACK	1	
5	GASKET	EPDM.	BLACK	1	
4	GLUE	Epoxy.	BLACK	1	
3	CONTACT	BRASS , 6u" Gold Plated. Female Contact. (2A)		6	
2	CONTACT	BRASS , 6u" Gold Plated. Female Contact. (5A)		2	
1	CONNECTOR	B Size Male Connector Insert. Nylon+GF.	BLACK	1	
No.	PART NAME	DESCRIPTION	COLOR	Q'TY	REMARKS

 HOLIN® HTP ASIA TECHNOLOGY CO., LTD 禾 凌 科 技 股 份 有 限 公 司			
	UNIT: mm	TITLE Circular B Size Male Connector Female Pin Rear Mount Lock Type Round Flange PCB Mount Pin	
SCALE	1.5:1		
UNLESS OTHERWISE SPECIFIED TOLERANCES: XX, ± <u>0.5</u> .X ± <u>0.5</u> ,XX ± <u>0.25</u> ,XXX± <u>0.1</u> ANGLE ± 1°		P/N: CBDN-L326CPR	DR. JAMES
			CH. ERIC
REV. A	SHEET 1/1	DWG.NO: CBDN-L326CPR	AP.